



# Talk Amongst Yourselves

Building up to student facilitated conversations





LITERACY IS

SPEAKING

JOIN US IN OUR WORK



## **Jessica Jones**

Lead ESL Teacher  
Literacy Minnesota

Currently teaching:  
Intermediate and advanced ESL  
Many modalities



## **Liddy Rich**

ESL Teacher  
Metro East - Harmony  
Learning Center

Currently teaching:  
Intermediate ESL



**Why did you  
decide to attend  
this workshop?**



→ **Supportive Learning Environment**

What students need to feel safe and successful

→ **Teaching Conversation Skills**

explicit instruction in 3 skills that advance most conversations

→ **Practicing Conversation Skills**

1 flexible activity to practice in small groups

—

# What do students need first and foremost to engage in meaningful conversation?




**HINT:**

You probably won't  
find it in a textbook.



—

# Students need to feel **safe,** **valued,** and **connected.**



“The brain seeks to minimize social threats and maximize opportunities to connect with others in community.”

**-Zaretta Hammond,  
“Culturally Responsive  
Teaching and the Brain”**





## Our Challenge

How do we create an environment in which students...?

- find safety and connection
- relax, let go of stress
- turn attention to learning

# What's on your reading list?



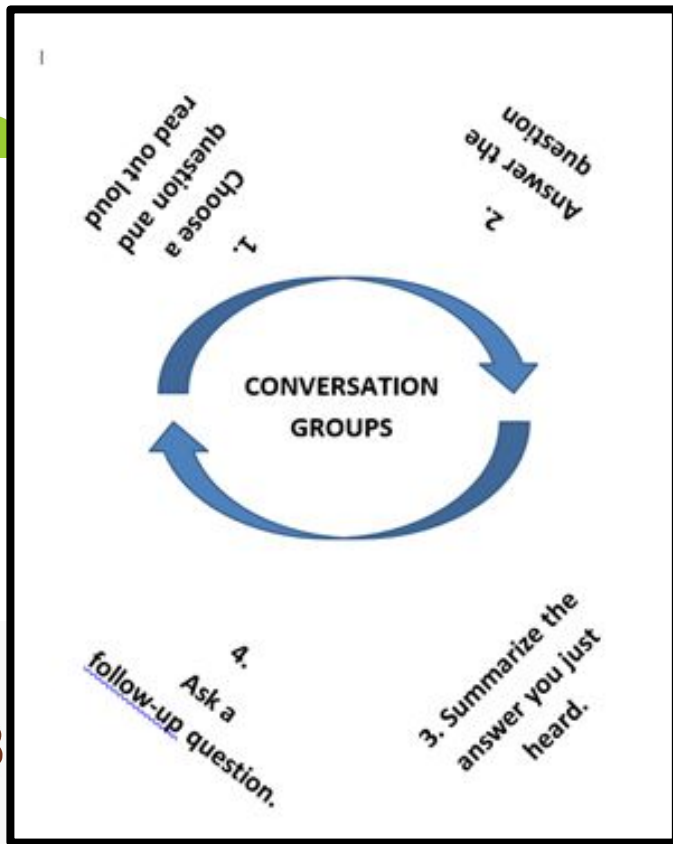


→ **By Zaretta Hammond**

# Versatile Conversation “Moves”



**Restate or  
summarize**

**Ask  
follow-up  
questions**


**Add on  
to an idea**



# Conversation Moves in Action



1. Talk about a holiday or celebration that happens in winter.
2. Talk about a holiday or celebration in which people give gifts.
3. Talk about a special food that people eat during a holiday or celebration.
4. Talk about a holiday memory from your childhood.
5. Talk about a special activity that you do for a holiday.
6. Did you start celebrating any new or different holidays when you moved to the U.S.?
7. How do you think people can continue some of their holiday traditions during COVID-19?



1. Choose a question and answer it
2. Summarize
3. Ask a follow-up question




1. Who in your life do you spend the most time talking to? Why?
2. What skills do people learn in school besides reading and writing? How do they use these skills outside of the classroom?

Pay attention to  
your your thinking

- SKILLS
- EMOTIONS





**What was easy?**

**What was challenging?**

**Did the assigned roles affect how you interacted with each other?**

**What skills did you notice yourself using?**


**How does this inform how you would do this with your students?**



---

# QUESTIONS

- concise
- easy to understand
- open ended
- accessible to all





- 
1. Do any health problems run in your family?
  2. What are some health problems common in older adults?
  3. Do you think changes in the weather affect a person's health? Please explain your answer.

# Versatile Conversation “Moves”

**Restate or  
summarize**

**Ask  
follow-up  
questions**

**Add on  
to an idea**


---

**Restate or  
summarize**

- Practice clarification strategies and phrases
- Build into every whole class discussion
- Get out of the way!



Ask  
follow-up  
questions



***My husband drove  
to Iowa this  
afternoon.***

1. \_\_\_\_\_
2. \_\_\_\_\_
3. \_\_\_\_\_

**Add on  
to an idea**

- *I agree with \_\_\_ because...*
- *I would like to add to what \_\_\_\_\_ said...*
- *I would like to say one more thing about...*





- What's going on in this picture?

**Add on  
to an idea**



# How would you introduce and teach these skills ?

**Restate or summarize**

**Ask follow-up questions**

**Add on to an idea**

## How will you...?


- group students? And when?
- provide questions?
- monitor groups?
- provide feedback?

MAKE A PLAN



—

**Conversation**  
**-speaking, listening,**  
**and being heard is**  
**more important**  
**than ever.**



How will you use  
the teaching  
practices in this  
webinar in your  
own instruction?



## 1. Remote Tutoring Resource Checklists

-<https://www.literacymn.org/remote-tutoring-resources>

## 2. Online discussion prompt repositories

-[Print Discuss](#)

-[ESL Conversation Questions](#)

-[Conversation Questions for the ESL/EFL Classroom](#)

## 3. Literacy Minnesota Tutor Tips

-[Picture Perfect: Prompts and Online Photo Repositories to Get](#)

[Learners Talking](#)

-[Spark Conversations with Picture Sets](#)

-[Speak Up: Interactive Vocabulary Practice](#)



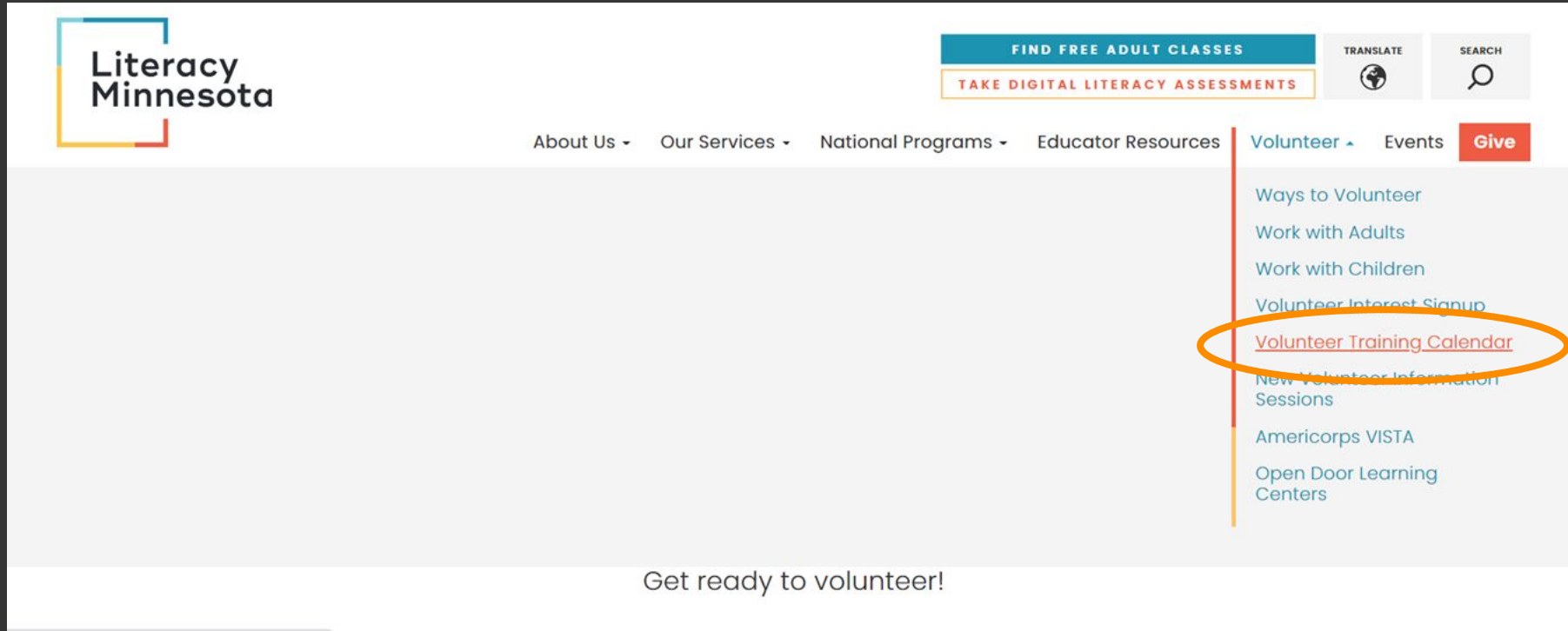
LITERACY IS

SPEAKING

JOIN US IN OUR WORK



# Check out our upcoming webinars!



The screenshot shows the Literacy Minnesota website header. On the left is the logo with the text "Literacy Minnesota". To the right are two buttons: "FIND FREE ADULT CLASSES" and "TAKE DIGITAL LITERACY ASSESSMENTS". Further right are "TRANSLATE" and "SEARCH" buttons. Below these is a navigation menu with links for "About Us", "Our Services", "National Programs", "Educator Resources", "Volunteer", "Events", and "Give". The "Volunteer" link is expanded, showing a dropdown menu with the following items: "Ways to Volunteer", "Work with Adults", "Work with Children", "Volunteer Interest Signup", "Volunteer Training Calendar" (circled in orange), "New Volunteer Information Sessions", "Americorps VISTA", and "Open Door Learning Centers". At the bottom of the page, the text "Get ready to volunteer!" is displayed.

<https://www.literacymn.org/volunteer-trainings>

Send your completed webinar reflection to  
Kelly Rynda at [krynda@literacymn.org](mailto:krynda@literacymn.org)

Questions?  
[aechelberger@literacymn.org](mailto:aechelberger@literacymn.org)

