
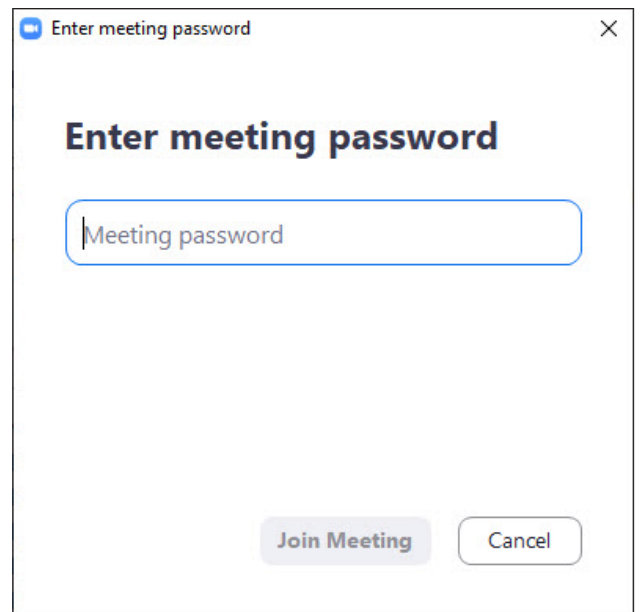
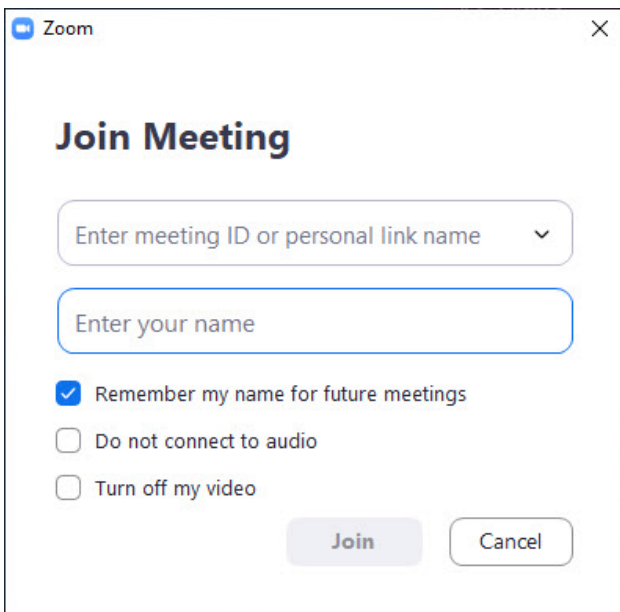


## Siv Zoom

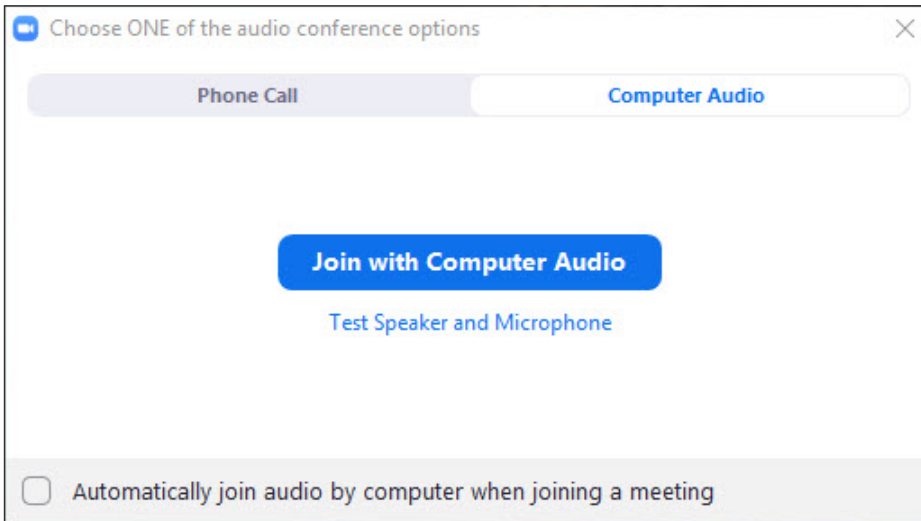
1. Tus neeg Digital Navigator, los tus cooj lub rooj sib tham, mam muab ib tus meeting ID thiab password rau koj.
2. Qhib Zoom.
3. Nyem lub xiav uas hais Join a Meeting.



4. Ntaus koj tus Meeting ID rau saum. Ntaus koj lub npe hauv qab. Ces nyem Join.
5. Ntaus tus password , ces nyem Join Meeting.



6. Nyem lub xiaiv uas hais Join with Computer Audio (Txhais tias koj yuav siv koj lub computer mloog).



7. Koj nkag tau rau hauv Zoom lawm! Nyem cov nyob hauv qab yog koj xav siv lub camera uas yog koob thaj kom neeg pom koj, los yog microphone , lub ua kom lawv hnov koj hais lus.

|  |  |
|--|--|
|  <p>Khij liab ces <b>tua</b> kom lawv <b>tsis</b> txhob hnov koj hais lus.<br/>Nyem yog koj xav qhib kom lawv hnov koj.</p> |  <p>Khij liab ces camera <b>tua</b> lawm, lawv yuav <b>tsis</b> pom koj.<br/>Nyem yog koj xav qhib camera kom lawv pom koj.</p> |
|  <p>Lub microphone <b>qhib</b> lawm, lawv hnov koj hais lus.<br/>Nyem yog koj xav tua microphone.</p>                       |  <p>Lub camera <b>qhib</b> lawm, lawv pom tau koj.<br/>Nyem yog koj xav tua camera.</p>   |

