
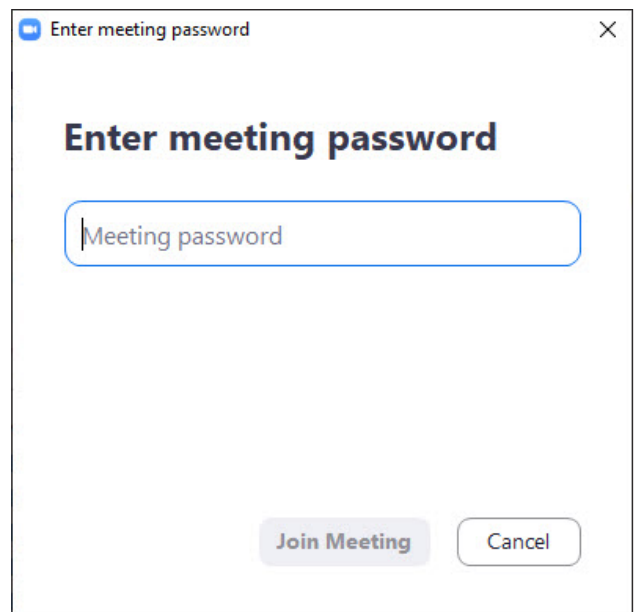
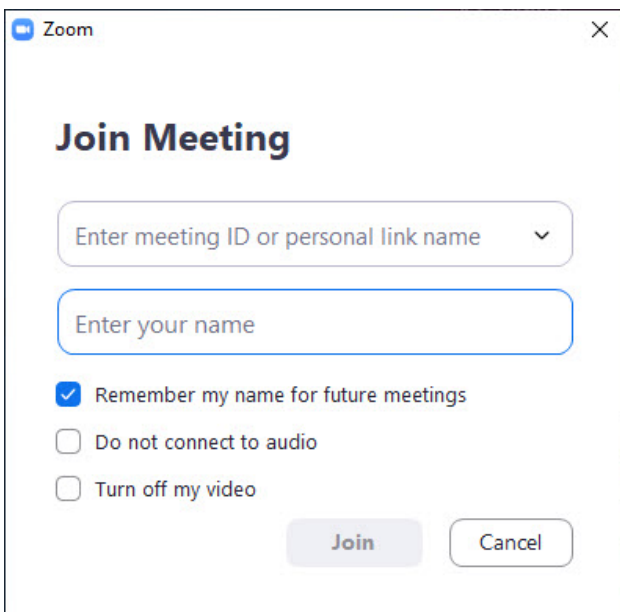


Using Zoom

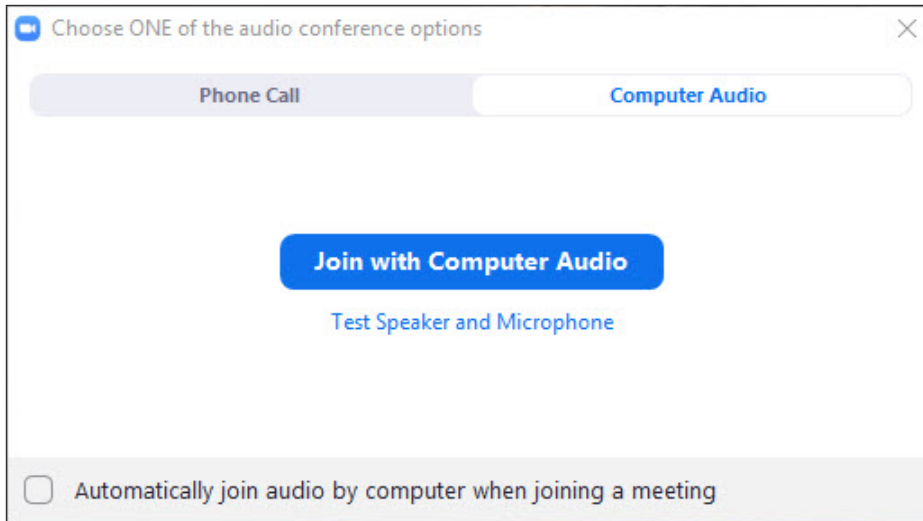
1. The Digital Navigator will give you a Meeting ID and a Passcode.
2. Open Zoom.
3. Click Join a Meeting.



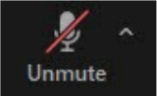
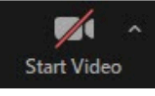
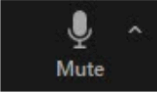
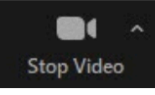
4. Type the Meeting ID on the top. Type your name on the bottom. Then, click Join.
5. Type the password. Then, click Join Meeting.



6. Click Join with Computer Audio.



7. You are now in the Zoom meeting! Use the buttons at the bottom of your screen to turn on the camera and microphone.

 Unmute Sound is off . Click to turn on sound .	 Start Video Video is off . Click to turn on video .
 Mute Sound is on . Click to turn off sound .	 Stop Video Video is on . Click to turn off video .

Guide to Zoom Buttons at the Bottom of the Screen

