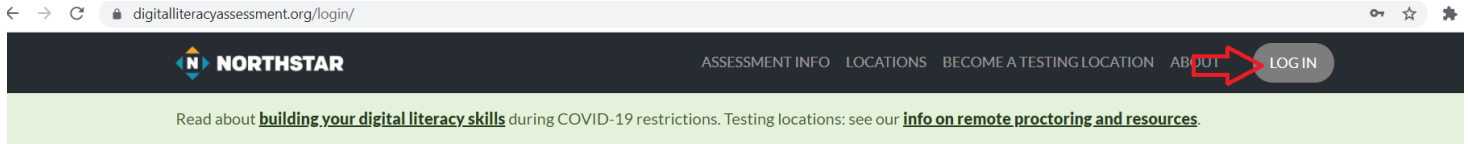




Accessing the Northstar Digital Literacy Curriculum, Curriculum Alignment Maps & Unit Projects

1) Log in to your Northstar Digital Literacy Account here:

www.digitalliteracyassessment.org



← → ↻ digitalliteracyassessment.org/login/ ☆ ⚙

 ASSESSMENT INFO LOCATIONS BECOME A TESTING LOCATION ABOUT  LOGIN

Read about [building your digital literacy skills](#) during COVID-19 restrictions. Testing locations: see our [info on remote proctoring and resources](#).

Log In

Are you trying to make a learner account? Connect with one of our [locations](#) for more info.

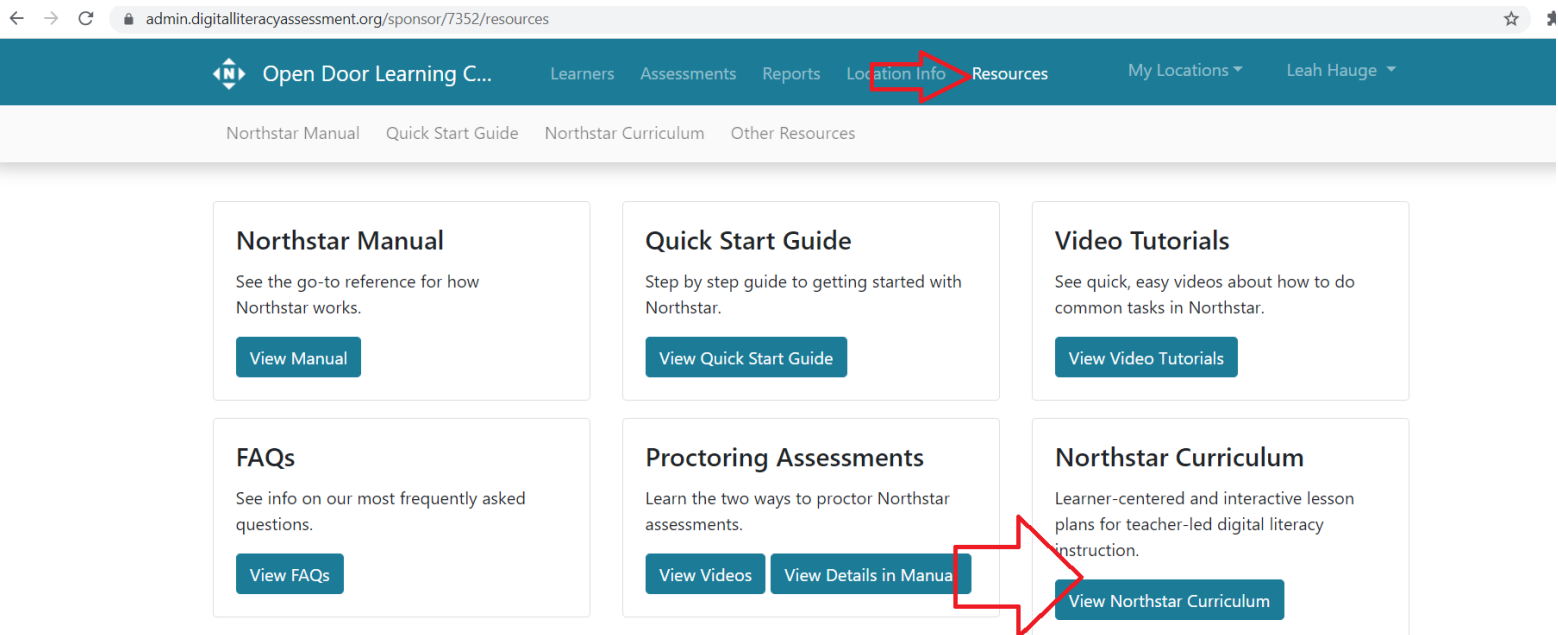
Email address

Password



[Reset my password](#)

LOGIN

2) Click on Resources. Then, choose View Northstar Curriculum.



← → ↻ admin.digitalliteracyassessment.org/sponsor/7352/resources ☆

 Open Door Learning C... [Learners](#) [Assessments](#) [Reports](#) [Location Info](#)  [Resources](#) [My Locations](#) Leah Hauge ▾

[Northstar Manual](#) [Quick Start Guide](#) [Northstar Curriculum](#) [Other Resources](#)


Northstar Manual
See the go-to reference for how Northstar works.
[View Manual](#)

Quick Start Guide
Step by step guide to getting started with Northstar.
[View Quick Start Guide](#)

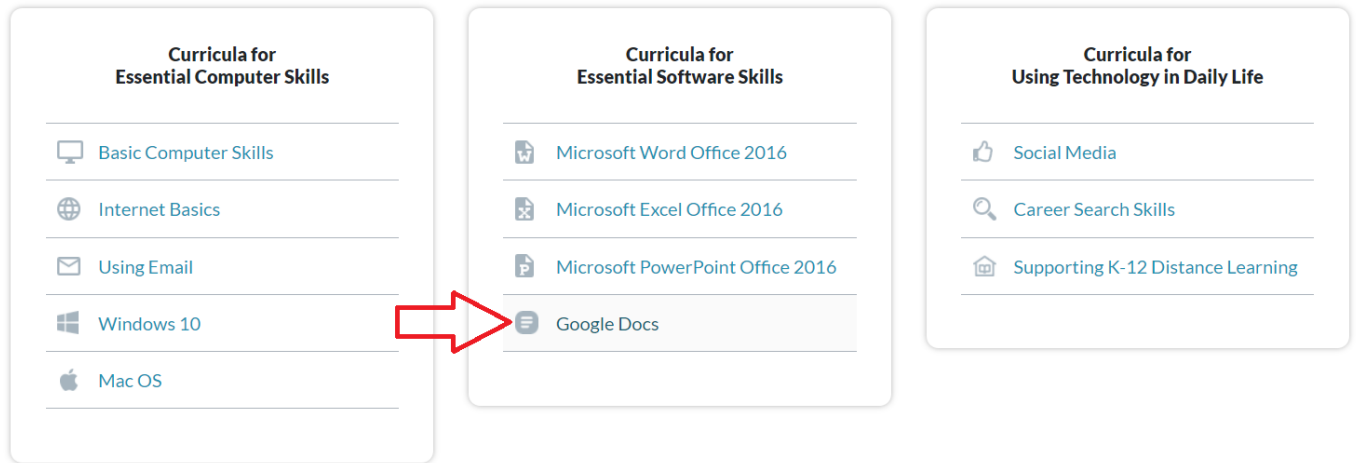
Video Tutorials
See quick, easy videos about how to do common tasks in Northstar.
[View Video Tutorials](#)

FAQs
See info on our most frequently asked questions.
[View FAQs](#)

Proctoring Assessments
Learn the two ways to proctor Northstar assessments.
[View Videos](#) [View Details in Manual](#)

Northstar Curriculum
Learner-centered and interactive lesson plans for teacher-led digital literacy instruction.
 [View Northstar Curriculum](#)

3) Choose the unit topic you would like to explore.



4) From here, you can find and click on the Alignment Maps for the unit topic *and* the Unit Project.

- Teacher Guide
- Northstar Tips for Remote Teaching
- Sample Agenda for First Virtual Class Meeting

[← BACK TO LISTING](#)

 **Google Docs** (Download all as ZIP)

- Scope and Sequence
- College & Career Readiness Standards Alignment Map
- ACES Transitions Integration Framework Alignment Map
- Lesson 1: Google Docs Orientation
- Lesson 2: Sharing a Google Doc
- Lesson 3: Collaborating in a Google Doc
- Lesson 4: Formatting Text
- Lesson 5: Lists
- Lesson 6: Inserting Tables and Images
- Lesson 7: Setting up a Document
- Lesson 8: Copy, Cut, Paste
- Lesson 9: Finalizing a Document
- Google Docs Unit Project
- Learning resources



Questions? Please email us at: support@digitalliteracyassessment.org