



Minnesota Adult Education Annual Volunteer Information Report 7-1-2021 – 6-30-2022

This year's Annual Volunteer Information Report includes 45 programs and 36 consortia.

Volunteers by the Numbers

	Number of Volunteers	Volunteer Hours
GED	143	5,517
ESL	1,029	43,329
ABE	276	13,320
Non-tutor Volunteer	96	530
Total	1,544	62,696

	Number of Students Served by Volunteers	Percentage of Total
GED	1,628	13.31%
ESL	8,123	66.38%
ABE	1,953	15.96%
Other	532	4.35%
Total	12,236	100%

Volunteer Roles

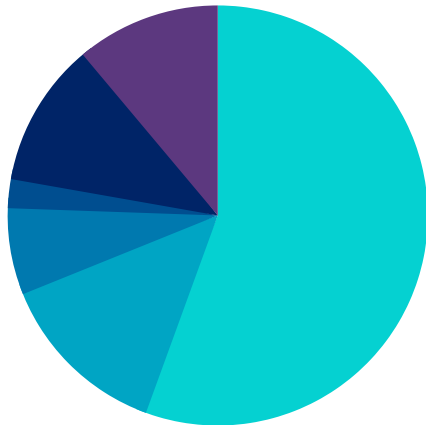
	Number of Volunteers	Percentage of Total
Classroom Assistant	985	53.91%
One-to-One Tutor	177	9.68%
Lead Instructor	569	31.14%
Digital Navigation & Tech Support	35	1.93%
Non-Instructional Support	61	3.33%
Total	1,827	100%

	Number of Remote & In-Person Volunteers	Percentage of Total
Exclusively Remote	418	27.52%
Exclusively In-Person	917	60.37%
Both Remote & In-person	184	12.11%
Total	1,519	100%

Adult Basic Education Staff Allocation

Volunteer Coordination

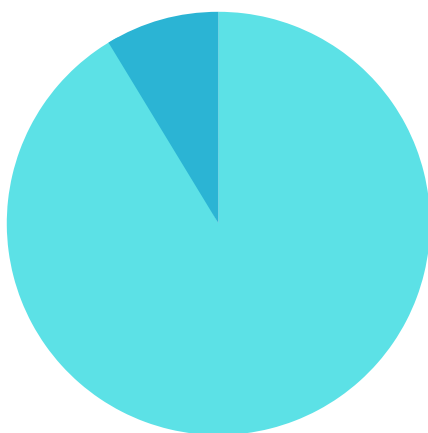
How many hours per week does your program allocate for adult literacy volunteer coordination?



1 to 5 Hours	25	55.6%
6 to 10 Hours	6	13.3%
11 to 20 Hours	3	6.7%
21 to 30 Hours	1	2.2%
31 to 40 Hours	5	11.1%
Other	5	11.1%
<hr/>		
	45	100%

Volunteer Coordination

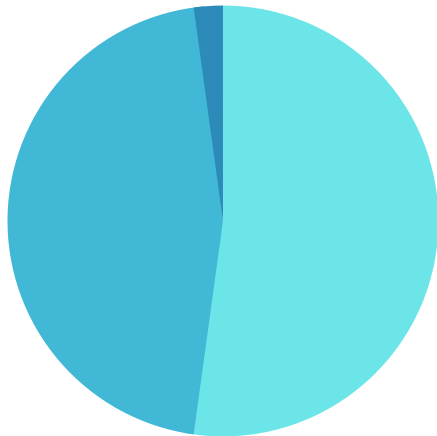
Does the volunteer coordinator also play another role in your program?






Yes	40	89%
No	5	11%
<hr/>		
	45	100%

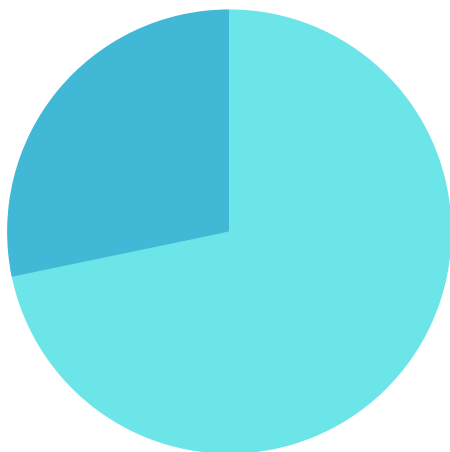
Volunteer Involvement, Recruitment and Support



How would you describe your program's volunteer needs?



	We usually need more	24	53.3%
	We usually have the right number	20	44.4%
	We usually have more than we need	1	2.3%
		<hr/>	
		45	100%

How effective are volunteers in helping your program provide quality services to your learner?



	Very Effective	32	71.1%
	Somewhat Effective	13	28.9%
	Not Effective	0	0
		<hr/>	
		45	100%